

# PRODUCT DATASHEET

## SMART+ Wifi Orbis Wall Elypse IP44 560mm TW

SMART+ WIFI ORBIS WALL ELYPSE | Smart bathroom decorative ceiling and wall with wifi technology IP44 TW and dimmable luminaires

---

### Areas of application

- Bathrooms



---

### Product benefits

- Easy and quick installation

---

### Product features

- Type of protection: IP44
- Controllable via LEDVANCE SMART+ App (with minimum Android 8.0 or iOS 14.0)
- Controllable via voice control available: Google Assistant or Amazon Alexa
- Adjustable color temperature via Tunable White: 3,000...6,500 K
- Dimmable
- Network protocol: WiFi



## TECHNICAL DATA

### Electrical data

Nominal wattage	18.00 W
Nominal voltage	220...240 V
Mains frequency	50...60 Hz
Nominal current	77.000 mA
Inrush current	2.3 A
Inrush current time $T_{h50}$	100 $\mu$ s
Power factor $\lambda$	> 0.70
Total harmonic distortion	< 20 %
Protection class	II
Operating mode	External LED driver

### Photometrical data

Luminous flux	1200 lm
Total luminous flux of contained light sources	1500 lm
Luminous efficacy	87 lm/W
Color temperature	3000...6500 K
Reference control setting of contained light source (Kelvin)	3000 K <sup>1)</sup>
Light color (designation)	Tunable White
Color rendering index Ra	> 80
Standard deviation of color matching	< 6 sdcm
Photobiological safety group acc. to EN62778	RG0
Photobiological safety group acc. to EN62471	RG0
Beam angle	110 °

1) Performing a reset will restore the default values set by the manufacturer

### Dimensions & Weight

Length	560.00 mm
Width	88.00 mm
Height	166.00 mm
Product weight	1350.00 g

SMART WIFI ORBIS ELYPSE560  
IP44TWCR

Materials & Colors

Product color	Silver
Housing color	Silver
Body material	Steel glass
Cover material	Polycarbonate (PC)
Mercury content	0.0 mg

Application & Mounting

Ambient temperature range	-20...+40 °C
Temperature range at storage	-20...+80 °C
Type of connection	Screw terminal
Type of protection	IP44
Protection class IK (shock resistance)	IK03
Dimmable	Yes
Type of dimming	WiFi
Mounting type	Surface
Mounting location	Wall
Application environment	Indoor
With light source	Yes

Lifespan

Lifespan L70/B50 at 25 °C	30000 h
Number of switching cycles	15000

Emergency lighting

Type of emergency operation test	None
Integrated test switch	No





Certificates & Standards

Standards	CE / UKCA
Luminaire with limited surface temperature, "D sign"	No
Replaceable light source (EPREL)	Not replaceable

### Safety advice

- Check wall-ceiling for suitability. If uncertain, seek professional advice.
- All electrical connections must be made by a qualified person.
- Caution, risk of electric shock.

### DOWNLOAD DATA

Documents and certificates		Document name
	User instruction / safety instructions	SMART WIFI ORBIS ELYPSE
	Legal information	Legal insert Residential luminaires
	Declarations of conformity	CE Declaration Smart Orbis
	Declarations of conformity UKCA	SMART WIFI ORBIS

### LOGISTICAL DATA

Product code	Packaging unit (Pieces/Unit)	Dimensions (length x width x height)	Gross weight	Volume
4058075574076	Folding box 1	130 mm x 200 mm x 610 mm	1615.00 g	15.86 dm <sup>3</sup>
4058075574083	Shipping box 4	420 mm x 280 mm x 630 mm	7473.00 g	74.09 dm <sup>3</sup>

The mentioned product code describes the smallest quantity unit which can be ordered. One shipping unit can contain one or more single products. When placing an order, for the quantity please enter single or multiples of a shipping unit.

### References / Links

- Further information and frequently asked questions (FAQs) at [www.ledvance.com/consumer/smart/faq](http://www.ledvance.com/consumer/smart/faq)

### DISCLAIMER

Subject to change without notice. Errors and omission excepted. Always make sure to use the most recent release.