

## PRODUCT DATASHEET

### LEDTUBE T8 EM ECO 20 W/4000 K 1500 mm

LEDTUBE T8 ECO EM | LED tubes



#### Areas of application

- Train stations
- Offices, schools
- Underground stations
- Supermarkets and department stores
- Parking lots & Alleys
- Warehouses

#### Product benefits

- High luminous flux for sophisticated lighting tasks
- No bending thanks to glass technology
- Quick, simple and safe replacement without rewiring
- Lower maintenance cost thanks to longer lifetime than traditional Fluorescent
- Low initial investment
- High color rendition ( $Ra \geq 80$ ) with excellent color fidelity for a true lighting effect
- Mercury-free

#### Product features

- Direct replacement for fluorescent lamps with G13 base
- Long lifetime up to 15,000 h
- SDCM  $\leq 6$ , provides excellent light quality
- High quality consistency thanks to automatic production



---

**TECHNICAL DATA****Electrical data**

Nominal wattage	20 W
Construction wattage	20.00 W
Nominal voltage	220...240 V
Type of current	AC
Operating frequency	50/60 Hz
Mains frequency	50/60 Hz
Power factor $\lambda$	> 0.50

**Photometrical data**

Luminous flux	2000 lm
Luminous efficacy	100 lm/W
Light color (designation)	Cool White
Color temperature	4000 K
Color rendering index Ra	80
Light color	840
Standard deviation of color matching	≤6 sdcn

**Light technical data**

Beam angle	> 180.00 °
Starting time	< 0.5 s

**Dimensions & Weight**

Overall length	1514.20 mm
Diameter	28.00 mm
Maximum diameter	28 mm
Product weight	227.00 g

**Temperatures & operating conditions**

Ambient temperature range	-20...+45 °C
Maximum temperature at tc test point	< 75 °C

**Lifespan**

Lifespan L70/B50 at 25 °C	15000 h
---------------------------	---------

**Additional product data**

Base (standard designation)	G13
Mercury content	0.0 mg
Mercury-free	Yes

Capabilities

Dimmable	No
----------	----

Certificates & Standards

Type of protection	IP20
Standards	IEC62776

Country-specific categorizations

Order reference	LEDTUBE T8 E 15
-----------------	-----------------




LOGISTICAL DATA

Temperature range at storage	-20...+80 °C
------------------------------	--------------

Energy labelling regulation data acc EU 2019/2015

Lighting technology used	LED
Light source cap-type (or other electric interface)	G13
Length	1514.20 mm
Height	28.00 mm
Width	28.00 mm

DOWNLOAD DATA

Photometric and lighting design files		Document name
	IES file (IES)	LEDTUBE T8EME 1500 20W840
	LDT file (Eulumdat)	LEDTUBE T8EME 1500 20W840
	Light distribution curve type polar	LEDTUBE T8EME 1500 20W840

LOGISTICAL DATA

Product code	Packaging unit (Pieces/Unit)	Dimensions (length x width x height)	Gross weight	Volume
4099854239809	Sleeve 1	1,555 mm x 28 mm x 28 mm	211.00 g	1.25 dm <sup>3</sup>

Product code	Packaging unit (Pieces/Unit)	Dimensions (length x width x height)	Gross weight	Volume
4099854239816	Shipping box 25	1,610 mm x 168 mm x 170 mm	6240.00 g	45.98 dm <sup>3</sup>

The mentioned product code describes the smallest quantity unit which can be ordered. One shipping unit can contain one or more single products. When placing an order, for the quantity please enter single or multiples of a shipping unit.

---

## DISCLAIMER

Subject to change without notice. Errors and omission excepted. Always make sure to use the most recent release.