

PRODUCT DATASHEET

SMART+ Wifi Cube Post 50cm RGB + W

Smart+ Cube Multicolor | Luminaires with WiFi technology



Areas of application

- General illumination
- Gardens
- Patios, balconies

Product benefits

- Easy and quick installation
- Colorful garden lighting with smart and intelligent control options
- Combines the functionality of general lighting and mood lighting

Product features

- Controllable via LEDVANCE SMART+ App (with minimum Android 8.0 or iOS 14.0)
- Controllable via voice control available: Google Assistant or Amazon Alexa
- RGB color control, approx. 16 million color options adjustable
- Dimmable
- Color temperature: 3,000 K (Warm White)
- Network protocol: WiFi
- Type of protection: IP44



TECHNICAL DATA

Electrical data

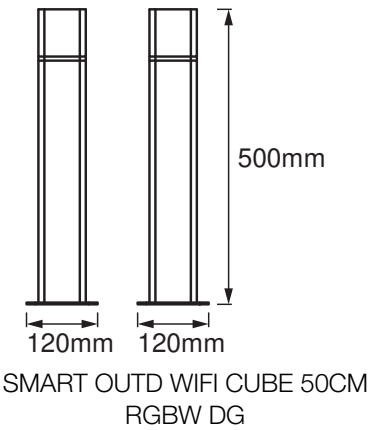
Nominal wattage	10.00 W
Nominal voltage	220...240 V
Mains frequency	50...60 Hz
Nominal current	70.000 mA
Power factor λ	> 0.5
Protection class	I
Operating mode	Mains voltage

Photometrical data

Luminous flux	500 lm
Total luminous flux of contained light sources	800 lm
Luminous efficacy	56 lm/W
Color temperature	3000 K
Light color (designation)	RGBW
Color rendering index Ra	≥80
Standard deviation of color matching	< 6 sdcn
Photobiological safety group acc. to EN62778	RG0
Photobiological safety group acc. to EN62471	RG0
Beam angle	205.00 °

Dimensions & Weight

Length	120.00 mm
Width	120.00 mm
Height	500.00 mm
Product weight	900.00 g



Materials & Colors

Product color	Dark gray
Housing color	Dark gray
Body material	Aluminum
Cover material	Polycarbonate (PC)
Glow Wire Test according to IEC 60695-2-12	650 °C

Application & Mounting

Ambient temperature range	-20...+40 °C
Type of connection	Terminal, 3-Pole (L, N, PE)
Type of protection	IP44
Protection class IK (shock resistance)	IK03
Dimmable	Yes
Type of dimming	WiFi
Mounting type	Surface
Mounting location	Ground
Application environment	Outdoor
With light source	No

Lifespan

Lifespan L70/B50 at 25 °C	25000 h
Number of switching cycles	12500

Certificates & Standards

Standards	CE / EAC / UKCA
Luminaire with limited surface temperature, "D sign"	No
Replaceable light source (EPREL)	Not replaceable




Additional product data

Product remark	Reset settings to default by switching the product on for three seconds and off for three seconds and repeating this five times.
----------------	--

Safety advice

- All electrical connections must be made by a qualified person.
- Caution, risk of electric shock.
- Product in protection class I. All electrically conductive, metallic housing parts that can absorb voltage during operation or during maintenance in the event of a fault must be continuously connected to the protective earthing conductor.

DOWNLOAD DATA

Documents and certificates		Document name
	User instruction / safety instructions	SMART OUTD WIFI CUBE
	Declarations of conformity	CE_SMART OUTD WIFI CURVE WALL RGBW SI
	Declarations of conformity UKCA	SMART WIFI

LOGISTICAL DATA

Product code	Packaging unit (Pieces/Unit)	Dimensions (length x width x height)	Gross weight	Volume
4058075478152	Folding box 1	125 mm x 125 mm x 510 mm	1037.00 g	7.97 dm ³
4058075478169	Shipping box 2	530 mm x 270 mm x 145 mm	2582.00 g	20.75 dm ³

The mentioned product code describes the smallest quantity unit which can be ordered. One shipping unit can contain one or more single products. When placing an order, for the quantity please enter single or multiples of a shipping unit.

References / Links

- Further information and frequently asked questions (FAQs) at www.ledvance.com/consumer/smart/faq

DISCLAIMER

Subject to change without notice. Errors and omission excepted. Always make sure to use the most recent release.