

PRODUCT DATASHEET

DULUX L 36 W/930 2G11

OSRAM DULUX® L LUMILUX® DE LUXE | CFLni, with 4-pin 2G11 base for ECG/CCG operation, high color rendering



Areas of application

- Offices, public buildings
- Shops
- Supermarkets and department stores
- Hotels, restaurants
- Industry

Product features

- Short and compact pin-base lamp with double-turn tubes
- Single-ended four-pin plug-in 2G11 base
- Very good color rendering index



TECHNICAL DATA

Electrical data

Nominal wattage	36 W
Construction wattage	36.00 W
Nominal voltage	106 V
Nominal current	0.43 A

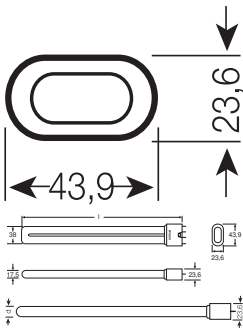
Photometrical data

Luminous flux	2200 lm
Luminous efficacy	61 lm/W
Light color (designation)	LUMILUX DE LUXE Warm White
Color temperature	3000 K
Color rendering index Ra	≥90
Light color	930
Rated LLMF at 2,000 h	0.90
Rated LLMF at 4,000 h	0.85
Rated LLMF at 6,000 h	0.83
Rated LLMF at 8,000 h	0.81
Rated LLMF at 12,000 h	0.79
Rated LLMF at 16,000 h	0.78
Rated LLMF at 20,000 h	0.76



349632_FL_930

Dimensions & Weight



Overall length	415.00 mm
Length with base excl. base pins/connection	409 mm
Diameter	17,5 mm
Tube diameter	17,5 mm
Product weight	94.29 g

Temperatures & operating conditions

Ambient temperature range	-5...+40 °C
---------------------------	-------------

Lifespan

Service life	13000 h
Rated lamp survival factor at 2,000 h	0.99
Rated lamp survival factor at 4,000 h	0.99
Rated lamp survival factor at 6,000 h	0.99
Rated lamp survival factor at 8,000 h	0.99
Rated lamp survival factor at 12,000 h	0.95
Rated lamp survival factor at 16,000	0.81
Rated lamp survival factor at 20,000 h	0.50
Lifespan B50	20000 h

Additional product data

Base (standard designation)	2G11
Mercury content	3.5 mg
Product remark	For ECG and CCG operation

Capabilities

Dimmable	Yes
----------	-----

Certificates & Standards

Energy efficiency class	G
Energy consumption	38.00 kWh/1000h

Country-specific categorizations

ILCOS	FSD-36/930-E-2G11-43,9/411
Order reference	DULUX L 36W/930

Energy labelling regulation data acc EU 2019/2015

Lighting technology used	CFLNI
Non-directional or directional	NDLS
Mains or non-mains	NMLS
Light source cap-type (or other electric interface)	2G11
Connected light source (CLS)	No
Color-tuneable light source	No
Envelope	No
High luminance light source	No
Anti-glare shield	No
Correlated colour temperature type	SINGLE_VALUE
Claim of equivalent power	No
Length	415.00 mm
Height	17,5 mm
Width	17,5 mm
Chromaticity coordinate x	0,440
Chromaticity coordinate y	0,403
Beam angle correspondence	SPHERE_360
EPREL ID	546510
Model number	AC34285





EQUIPMENT / ACCESSORIES

- Suitable for operation on electronic and conventional control gear

Safety advice

- In case of lamp breakage: www.ledvance.com/brokenlamp

DOWNLOAD DATA

Documents and certificates		Document name
	Declarations of conformity	EC Declaration of Conformity - 2021 9C1-4077919-EN-00 - DULUX L
	Certificates	EAC RU C-DE.HA46.B.01131_21 21.05.2021-20.05.2026 Expert Certification - CFLpin
	Certificates	EAC N RU D-DE.MU62.B.00933_20 06.03.2020-05.03.2025 Prommash Test - CFLpin
Photometric and lighting design files		Document name
	Spectral power distribution	349632_FL_930

LOGISTICAL DATA

Product code	Packaging unit (Pieces/Unit)	Dimensions (length x width x height)	Gross weight	Volume
4050300018393	Folding box 1	26 mm x 46 mm x 442 mm	131.00 g	0.53 dm ³
4050300251653	Shipping box 10	455 mm x 136 mm x 103 mm	1395.75 g	6.37 dm ³

The mentioned product code describes the smallest quantity unit which can be ordered. One shipping unit can contain one or more single products. When placing an order, for the quantity please enter single or multiples of a shipping unit.

DISCLAIMER

Subject to change without notice. Errors and omission excepted. Always make sure to use the most recent release.