

# PRODUCT DATASHEET

## LED PFM DL 21 W 6500 K 1-10 V

LED PERFORMANCE DOWNLIGHT G2 | LED downlight luminaires



### Areas of application

- Offices
- Shopping malls
- Retail
- Hospitality

### Product benefits

- Stylish design
- Die-cast aluminum housing for improved heat dissipation
- Good glare reduction (UGR < 19) and cut off angle up to 30° for comfortable indoor lighting
- External driver design allows for flexible change of control gear
- Low maintenance and operation costs due to long lifetime of LED
- Can be wireless controlled via cooperating with LEDVANCE LMS Bridge Superior
- Type of protection: IP54 (room side) provides additional protection against humidity

### Product features

- Available with color temperature: 3,000 K, 4,000 K, 6,500 K
- Color rendering index  $R_a$ : > 80
- Initial color consistency: < 5 SDCM
- Long lifetime up to 50,000 h
- Available with diameter: 4 inch, 6 inch and 8 inch
- Available with wattage: 8 W, 11 W, 14 W, 17 W and 21 W



- Available with version: on/off switch, 1-10 V dimmable and DALI dimmable

TECHNICAL DATA

Electrical data

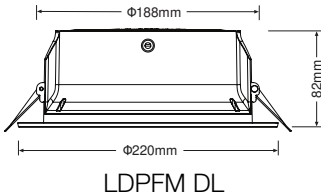
Nominal wattage	21.00 W
Nominal voltage	220...240 V
Mains frequency	50...60 Hz
Power factor $\lambda$	> 0.90
Total harmonic distortion	< 20 %
Protection class	II
Operating mode	External LED driver

Photometrical data

Luminous flux	2310 lm
Luminous efficacy	110 lm/W
Color temperature	6500 K
Light color (designation)	Cool Daylight
Color rendering index Ra	80
Standard deviation of color matching	≤5 sdc <sub>m</sub>
Photobiological safety group acc. to EN62778	RG0
Photobiological safety group acc. to EN62471	RG0
Beam angle	65 °

Dimensions & Weight

Diameter	220.00 mm
Height	82.00 mm
Product weight	705.00 g



Materials & Colors

Product color	Gray
---------------	------

Housing color	Gray
Body material	Metal
Cover material	Polymethylmethacrylate (PMMA)
Mercury content	0.0 mg

Application & Mounting

Ambient temperature range	-20...+70 °C
Type of connection	Cable, 2-pole
Type of protection	IP54
Dimmable	Yes
Type of dimming	1-10V
Mounting type	Recessed
Mounting location	Ceiling
Application environment	Indoor
Mounting diameter	190.0...200.0 mm
Mounting depth	≥ 30 mm
Replaceable light source	No

Lifespan


Lifespan L70/B50 at 25 °C	50000 h <sup>1)</sup>
Number of switching cycles	30000


1) t[h]: L70 / B50 @ 25 °C (Ta), t[h]: L80 / B10 @ 25 °C (Ta), t[h]: L90 / B10 @ 25 °C (Ta)

Certificates & Standards

Replaceable light source (EPREL)	Not replaceable
----------------------------------	-----------------

DOWNLOAD DATA

Documents and certificates		Document name
	User instruction / safety instructions	LED PERFORMANCE DOWNLIGHT G2 1-10V

Photometric and lighting design files		Document name
	IES file (IES)	LDPFMDL 190 21W 865 1-10V G2

LOGISTICAL DATA

Product code	Packaging unit (Pieces/Unit)	Dimensions (length x width x height)	Gross weight	Volume
4058075348493	Folding box 1	262 mm x 108 mm x 266 mm	1002.00 g	7.53 dm <sup>3</sup>
4058075348509	Shipping box 16	545 mm x 452 mm x 563 mm	17629.00 g	138.69 dm <sup>3</sup>

The mentioned product code describes the smallest quantity unit which can be ordered. One shipping unit can contain one or more single products. When placing an order, for the quantity please enter single or multiples of a shipping unit.

DISCLAIMER

Subject to change without notice. Errors and omission excepted. Always make sure to use the most recent release.