

PRODUCT DATASHEET

SF CIRCULAR 400 24 W 3000 K IP44 WT

SURFACE CIRCULAR 400 | Wall and ceiling luminaire with IP44



Areas of application

- Corridors
- Stairways
- Bathrooms
- Foyers

Product benefits

- Indoor luminaire with high luminous efficacy
- Energy savings of up to 55 % compared to luminaires that use CFL
- Easy and quick installation
- Very homogenous light
- 3 years guarantee

Product features

- Type of protection: IP44 (ceiling mounting), IP20 (wall mounting)
- Impact resistance: IK03
- Metal housing, PMMA cover
- Ambient temperature in operation: -20...+40 °C
- Indoor use only, not suitable for outdoor use



TECHNICAL DATA

Electrical data

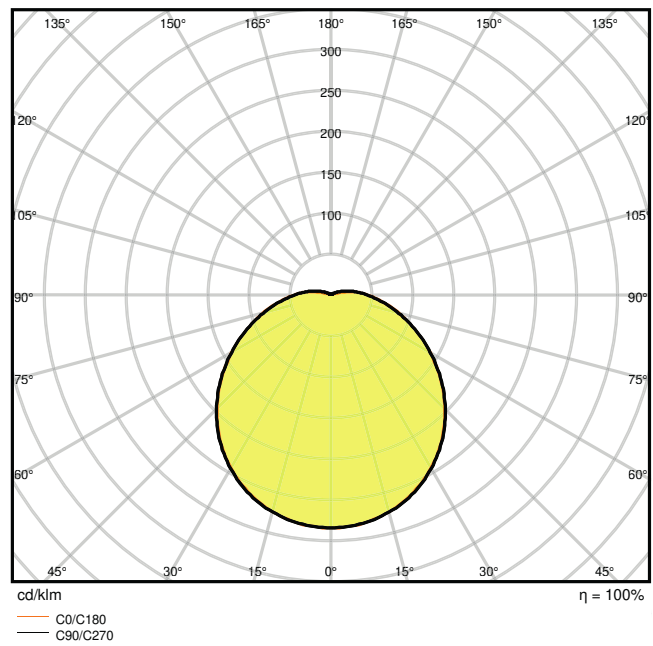
Nominal wattage	24.00 W
Nominal voltage	220...240 V
Mains frequency	50...60 Hz
Nominal current	190 mA
Inrush current	15.0 A
Inrush current time T_{h50}	200 μ s
Max. number of luminaires per miniature circuit breaker B16	30
Max. number of luminaires per miniature circuit breaker C10	25
Max. number of luminaires per miniature circuit breaker C16	41
Power factor λ	> 0.5
Total harmonic distortion	< 120 %
Protection class	I
Operating mode	Integrated LED driver

Photometrical data

Luminous flux	1920 lm
Luminous efficacy	80 lm/W
Color temperature	3000 K
Light color (designation)	Warm White
Color rendering index Ra	> 80
Standard deviation of color matching	≤ 5 sdc _m
Low flicker	Yes
Photobiological safety group acc. to EN62778	RG0
Beam angle	120 °

0.5	1.70 1.69	E(0°) 2185 E(C90) 143 E(C0) 144
1.0	3.40 3.38	E(0°) 546 E(C90) 36 E(C0) 36
1.5	5.09 5.07	E(0°) 243 E(C90) 16 E(C0) 16
2.0	6.79 6.76	E(0°) 137 E(C90) 9 E(C0) 9
2.5	8.49 8.45	E(0°) 87 E(C90) 6 E(C0) 6
3.0	10.19 10.15	E(0°) 61 E(C90) 4 E(C0) 4
Distance [m]	Cone diameter [m]	Illuminance [lx]
— C0/C180 (Half beam angle [°]: 118.8°) — C90/C270 (Half beam angle [°]: 119.0°)		

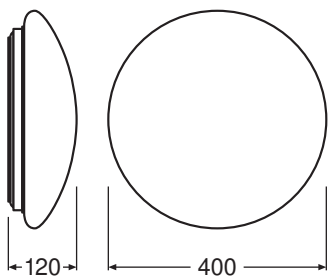
Surface-C LED 400 24W 3000K



Surface-C LED 400 24W 3000K

Dimensions & Weight

Diameter	400.00 mm
Height	120.00 mm
Product weight	708.00 g



707544_LEDVANCE Surface
Circular LED 400 Sensor

Materials & Colors

Product color	White
Housing color	White

Body material	Steel
Cover material	Polymethylmethacrylate (PMMA)
Light emitting surface material	PMMA
Glow Wire Test according to IEC 60695-2-12	650 °C

Application & Mounting

Ambient temperature range	-20...+40 °C
Temperature range at storage	-25...+70 °C
Type of connection	Screw terminal, 3-Pole
Type of protection	IP44
Protection class IK (shock resistance)	IK03
Dimmable	No
Mounting type	Surface
Mounting location	Ceiling / Wall
Application environment	Indoor

Lifespan

Lifespan L70/B50 at 25 °C	30000 h ¹⁾
Lifespan L80/B10 at 25 °C	22000 h ¹⁾
Lifespan L80/B50 at 25 °C	22000 h
Lifespan L90/B10 at 25 °C	15000 h
Number of switching cycles	100000

¹⁾ t[h]: L70 / B50 @ 25 °C (Ta), t[h]: L80 / B10 @ 25 °C (Ta), t[h]: L90 / B10 @ 25 °C (Ta)

Control gear

Output current	172 mA
----------------	--------

Certificates & Standards

Standards	CE / CB / TÜV SÜD / EAC
Ball shot safe	No
Replaceable light source (EPREL)	Not replaceable





EQUIPMENT / ACCESSORIES







– Replacement cover optional available

Safety advice

- All electrical connections must be made by a qualified person.
- Caution, risk of electric shock.
- Product in protection class I. All electrically conductive, metallic housing parts that can absorb voltage during operation or during maintenance in the event of a fault must be continuously connected to the protective earthing conductor.

DOWNLOAD DATA

Documents and certificates		Document name
	User instruction / safety instructions	SURFACE CIRCULAR
	On-Pack-Info	Legal Insert Surface
	Declarations of conformity	EU Declaration of Conformity SF Circular 350 400 IP44 LEDV
	Declarations of conformity	Attestation-of-Conformity SF Circular TÜV

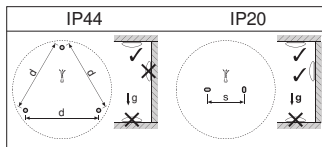
Photometric and lighting design files		Document name
	IES file (IES)	Surface-C LED 400 24W 3000K
	LDT file (Eulumdat)	Surface-C LED 400 24W 3000K
	ULD file (DIALux)	SURFACECIRCULAR40024W3000KIP44WT
	UGR file (UGR table)	Surface-C LED 400 24W 3000K
	Light distribution curve type cone	Surface-C LED 400 24W 3000K
	Light distribution curve type polar	Surface-C LED 400 24W 3000K

LOGISTICAL DATA

Product code	Packaging unit (Pieces/Unit)	Dimensions (length x width x height)	Gross weight	Volume
4058075080058	Folding box 1	130 mm x 440 mm x 440 mm	1090.00 g	25.17 dm ³
4058075080065	Shipping box 5	665 mm x 455 mm x 460 mm	6756.00 g	139.18 dm ³

The mentioned product code describes the smallest quantity unit which can be ordered. One shipping unit can contain one or more single products. When placing an order, for the quantity please enter single or multiples of a shipping unit.

ADDITIONAL CATALOG INFORMATION



References / Links

– For Guarantee see www.ledvance.com/guarantee

DISCLAIMER

Subject to change without notice. Errors and omission excepted. Always make sure to use the most recent release.