

PRODUCT DATASHEET

DP SPECIAL 1200 22 W 4000 K WT IP67

DAMP PROOF SPECIAL | Tubular damp-proof luminaire with extra high IP rating, ammonium-resistant and for outdoor applications



Areas of application

- Keeping farm animals
- Food industry
- Open car parks and underpasses
- Garages
- Workshops, assembly lines
- Outdoor applications

Product benefits

- Easy installation as mounting brackets can be positioned freely on the luminaire
- Easy installation, no tools required for connection
- Uniform light distribution
- Energy savings of up to 55 % (compared to luminaires that use fluorescent lamps)
- 5 years guarantee

Product features

- Ammonia resistant
- Sealed housing made of PMMA
- Through-wiring cable already installed
- Type of protection: IP67 (DIN EN 60529), IP69K (ISO 20653:2013)



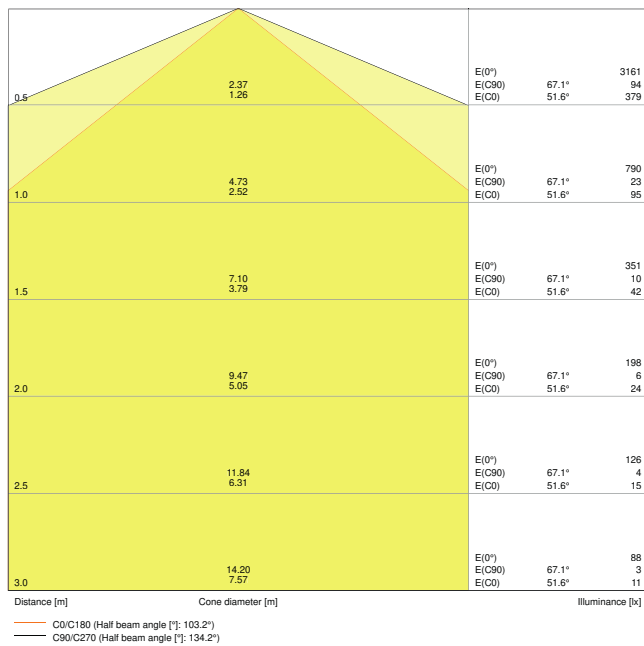
TECHNICAL DATA

Electrical data

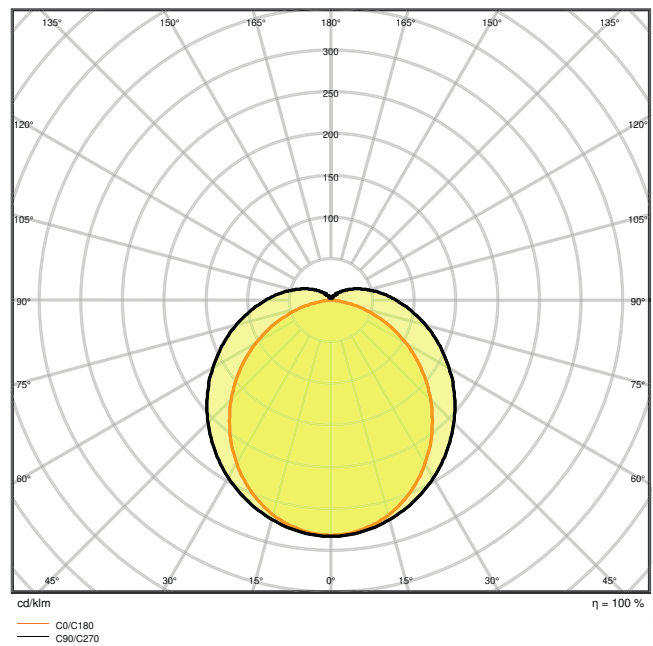
Nominal wattage	22.00 W
Nominal voltage	220...240 V
Mains frequency	50/60 Hz
Nominal current	110 mA
Inrush current	13 A
Inrush current time T_{h50}	230 μ s
Max. number of luminaires per miniature circuit breaker B16	25
Max. number of luminaires per miniature circuit breaker C10	23
Max. number of luminaires per miniature circuit breaker C16	36
Power factor λ	≥ 0.90
Total harmonic distortion	< 20 %
Protection class	I
Operating mode	Integrated LED driver

Photometrical data

Luminous flux	2800 lm
Luminous efficacy	130 lm/W
Color temperature	4000 K
Light color (designation)	Cool White
Color rendering index Ra	≥ 80
Standard deviation of color matching	< 5 sdc _m
Luminous intensity	-
Low flicker	Yes
Flickering metric (Pst LM)	-
Stroboscope effect metric (SVM)	-
Photobiological safety group acc. to EN62778	RG0
Beam angle	120 °



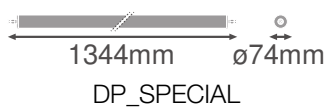
DP SPECIAL 1200 22W4000K WT IP67



DP SPECIAL 1200 22W4000K WT IP67

Dimensions & Weight

Diameter	74.00 mm
Length	1344.00 mm
Height	82.00 mm
Product weight	1130.00 g



Materials & Colors

Product color	White
Housing color	White
Body material	Polymethylmethacrylate (PMMA)
Cover material	Polymethylmethacrylate (PMMA)
Light emitting surface material	PMMA
Glow Wire Test according to IEC 60695-2-12	650 °C

Mercury content	0.0 mg
-----------------	--------

Application & Mounting

Ambient temperature range	-20...+40 °C
Temperature range at storage	-40...+70 °C
Type of connection	Screwless terminal, 3-Pole
Type of protection	IP67/IP69K
Protection class IK (shock resistance)	IK06
Dimmable	No
Mounting type	Surface
Mounting location	Ceiling / Wall
Application environment	Outdoor
With light source	Yes

Lifespan

Lifespan L70/B50 at 25 °C	80000 h ¹⁾
Lifespan L80/B10 at 25 °C	50000 h ¹⁾
Lifespan L80/B50 at 25 °C	50000 h
Lifespan L90/B10 at 25 °C	30000 h
Number of switching cycles	100000

¹⁾ t[h]: L70 / B50 @ 25 °C (Ta), t[h]: L80 / B10 @ 25 °C (Ta), t[h]: L90 / B10 @ 25 °C (Ta)



Control gear







ECG - Output ripple current	< 10 %
-----------------------------	--------








Certificates & Standards



Standards	CE / CB / ENEC / TÜV SÜD / EAC / RoHS
Luminaire with limited surface temperature, "D sign"	Yes
Replaceable light source (EPREL)	Not replaceable

DOWNLOAD DATA

Documents and certificates	Document name
 User instruction / safety instructions	UI_DP SPECIAL
 Legal information	LS Insert DP SPECIAL

Documents and certificates		Document name
	Legal information	Informationstext 18 Abs 4 ElektroG
	Declarations of conformity	CE Declaration DP Special
	Declarations of conformity UKCA	DP Special IP65
	Certificates	DP SPECIAL WT IP67
	Certificates	DP SPECIAL WT IP67
	Certificates	DP SPECIAL

Photometric and lighting design files		Document name
	IES file (IES)	DP SPECIAL 1200 22W4000K WT IP67
	LDT file (Eulumdat)	DP SPECIAL 1200 22W4000K WT IP67
	ULD file (DIALux)	DP SPECIAL 1200 22W-4000K WT
	ROLF file (RELUX)	DP SPECIAL 1200 22W-4000K
	UGR file (UGR table)	DP SPECIAL 1200 22W4000K WT IP67
	Light distribution curve type cone	DP SPECIAL 1200 22W4000K WT IP67
	Light distribution curve type polar	DP SPECIAL 1200 22W4000K WT IP67

CAD/BIM files		Document name
	BIM Revit 3D	Floodlight Compact Sensor
	CAD STEP 3D	DP SPECIAL 1200

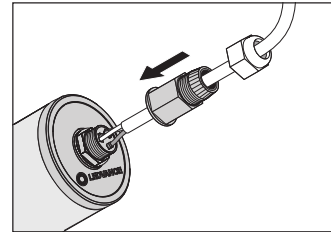
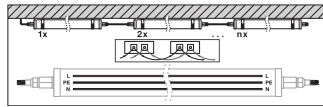
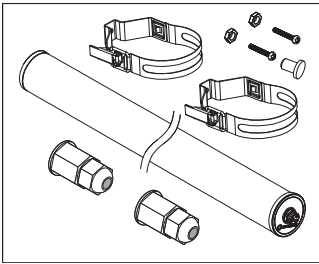
LOGISTICAL DATA

Product code	Packaging unit (Pieces/Unit)	Dimensions (length x width x height)	Gross weight	Volume
4058075452114	Folding box 1	1,347 mm x 108 mm x 108 mm	2015.00 g	15.71 dm ³

Product code	Packaging unit (Pieces/Unit)	Dimensions (length x width x height)	Gross weight	Volume
4058075452121	Shipping box 6	1,365 mm x 231 mm x 344 mm	13673.00 g	108.47 dm ³

The mentioned product code describes the smallest quantity unit which can be ordered. One shipping unit can contain one or more single products. When placing an order, for the quantity please enter single or multiples of a shipping unit.

ADDITIONAL CATALOG INFORMATION



References / Links

– For Guarantee see www.ledvance.com/guarantee

DISCLAIMER

Subject to change without notice. Errors and omission excepted. Always make sure to use the most recent release.