


PRODUCT DATASHEET

PANEL VAL 600 EM 40 W 4000 K UGR19 AT 3H

PANEL VALUE 600 EMERGENCY UGR < 19 | Square recessed panel luminaires with low glare, with integrated emergency lighting function, 600 x 600 mm



Areas of application

- Emergency illumination of escape routes
- Antipanic lighting
- Buildings requiring up to 3 h emergency light operation
- Direct replacement for luminaires with fluorescent lamps
- Reception areas, foyers, corridors, elevators
- Offices, conference rooms
- Suitable for recessed ceiling systems with grid size of 600 x 600 mm

Product benefits

- Seamless integration of luminaires with emergency lighting function into general lighting
- Easy wiring thanks to included prewired driver and battery for Emergency lighting function
- Simple testing of luminaires with emergency lighting function thanks to integrated automatic test function
- Convenient visualization of results of automatic test with an included control LED
- Operation of integrated emergency lighting function with long life LiFePO4 battery with 3h battery discharge time
- Value for money luminaire
- Light guide plate with micro structure made of non-yellowing material for long lifetime
- Low flicker light thanks to special electronic control gear
- Good glare reduction (UGR < 19)



Product features

- Luminaire suited for normal lighting and emergency lighting
- Certified according to European norms (EN 60598-1:2015; EN 60598-2-22:2014)
- Self-contained luminaires
- Emergency lighting function: battery discharge time of 3 h
- Function test of emergency lighting: automatic (AT)
- Battery technology: LiFePO4
- Aluminum housing, polystyrene diffuser

TECHNICAL DATA

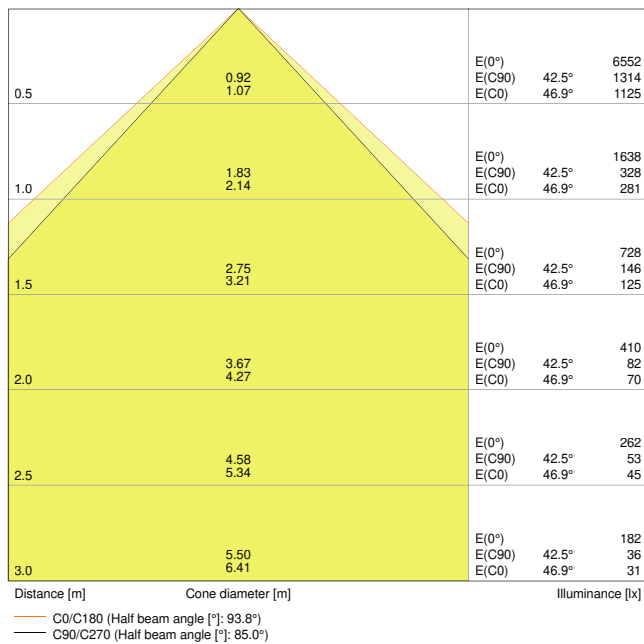
Electrical data

Nominal wattage	40.00 W
Nominal voltage	220...240 V
Mains frequency	50...60 Hz
Nominal current	290.000 mA
Inrush current	26 A
Inrush current time T_{h50}	90 μ s
Max. number of luminaires per miniature circuit breaker B16	42
Max. number of luminaires per miniature circuit breaker C10	33
Max. number of luminaires per miniature circuit breaker C16	52
Power factor λ	> 0.90
Total harmonic distortion	< 20 %
Protection class	II
Operating mode	External LED driver

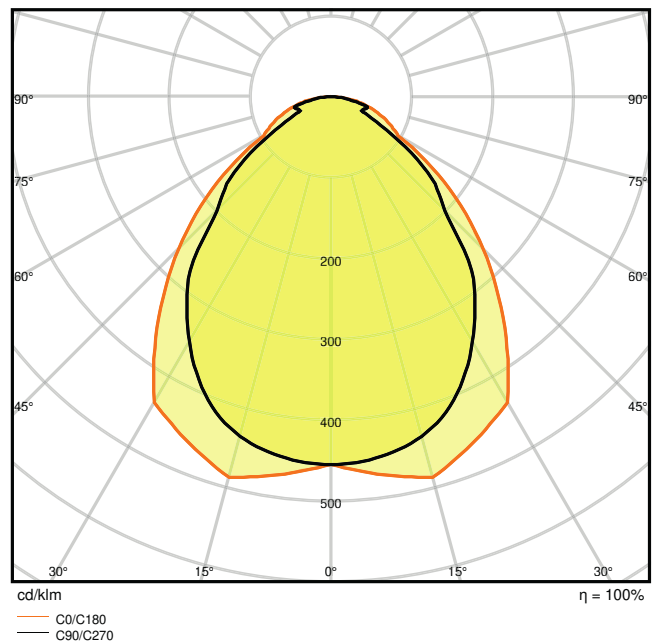
Photometrical data

Luminous flux	3600 lm
Luminous efficacy	90 lm/W
Color temperature	4000 K
Light color (designation)	Cool White
Color rendering index Ra	> 80
Standard deviation of color matching	5 sdc _m
Low flicker	Yes
Photobiological safety group acc. to EN62778	RG1
Beam angle	90 °





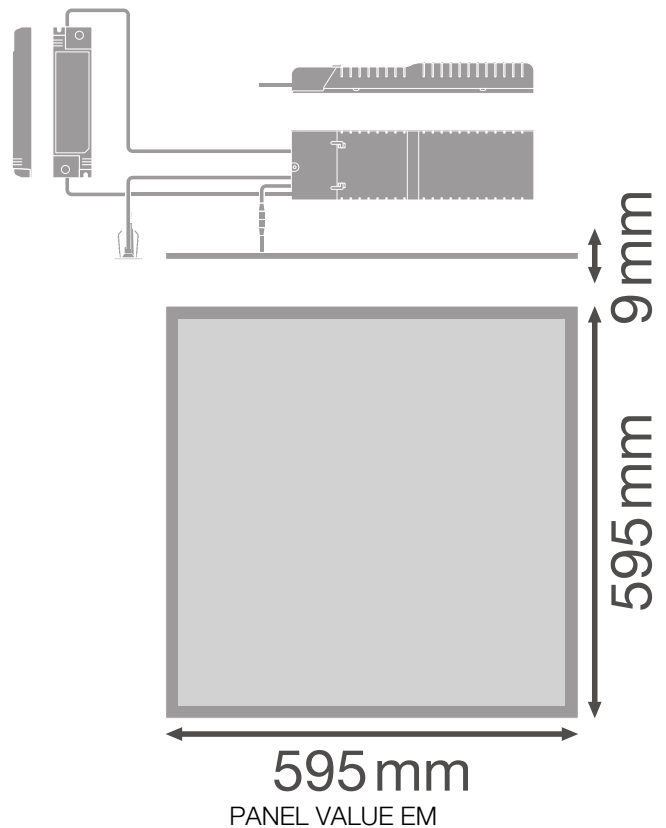
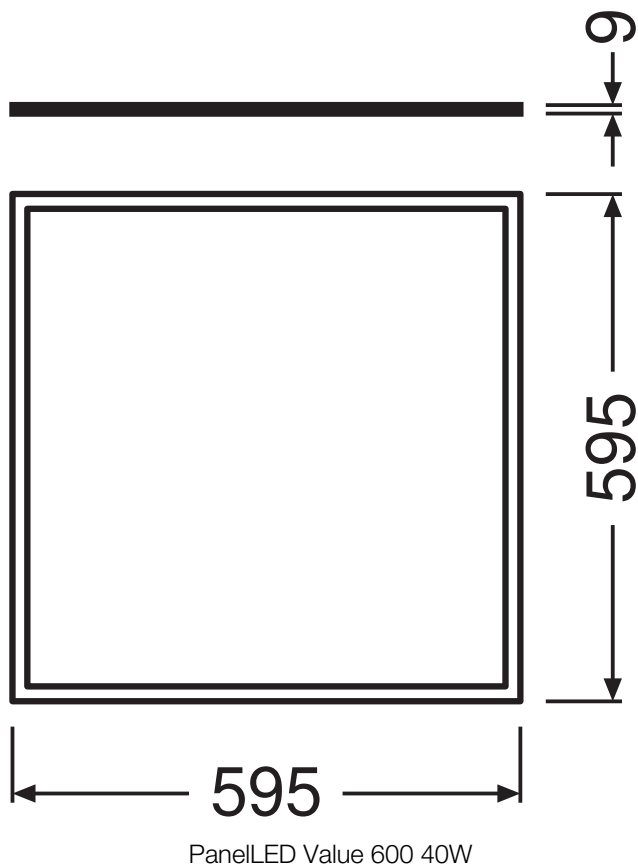
PL VAL 600 40W 4000K UGR19 EM AT 3H



PL VAL 600 40W 4000K UGR19 EM AT 3H

Dimensions & Weight

Length	595.00 mm
Width	595.00 mm
Height	9.00 mm
Product weight	2300.00 g



Materials & Colors

Product color	White
Housing color	White
Body material	Steel
Cover material	Polystyrene (PS)
Light emitting surface material	Polystyrene
Glow Wire Test according to IEC 60695-2-12	650 °C
Mercury content	0.0 mg

Application & Mounting

Ambient temperature range	+5...+45 °C
Temperature range at storage	5...+35 °C
Type of connection	Screw terminal, 2-POLE (N, L, L switchable)
Type of protection	IP20
Protection class IK (shock resistance)	IK03

Dimmable	No
Mounting type	Recessed/Suspended/Surface
Mounting location	Ceiling / Wall
Application environment	Indoor
Mounting length	575 mm
Mounting width	575 mm
Mounting depth	50,0 mm

Lifespan

Lifespan L70/B50 at 25 °C	50000 h ¹⁾
Lifespan L80/B10 at 25 °C	40000 h ¹⁾
Lifespan L80/B50 at 25 °C	40000 h
Lifespan L90/B10 at 25 °C	30000 h
Number of switching cycles	25000

¹⁾ t[h]: L70 / B50 @ 25 °C (Ta), t[h]: L80 / B10 @ 25 °C (Ta), t[h]: L90 / B10 @ 25 °C (Ta)

BATTERY

Type of Battery	LiFePO4
Battery size [GMS]	Others
Nominal voltage of battery	3.2 V
Nominal capacity of battery	4500 mAh
Battery charging time	< 24 h

Emergency lighting

Area of emergency application	Anti-panic lighting / Escape route lighting
Type of emergency light operation	Maintained / Non-maintained
Type of emergency operation test	Automatic
Wattage in maintained operation mode	40 W
Wattage in emergency operation mode	3,0 W
Luminous flux in maintained operation mode	3600 lm
Luminous flux in emergency operation mode	360 lm
Battery life in emergency operation mode	3 h
Integrated test switch	No

Certificates & Standards








Standards	CE / CB / EAC / RoHS
-----------	----------------------

Ball shot safe	No
Replaceable light source (EPREL)	Not replaceable

EQUIPMENT / ACCESSORIES

- External control gear included
- Control LED with a retainer for recessed installation included

DOWNLOAD DATA

Documents and certificates		Document name
	User instruction / safety instructions	UI PANEL VALUE EM
	Declarations of conformity	CE declaration of Panel Value
Photometric and lighting design files		Document name
	IES file (IES)	PL VAL 600 40W 4000K UGR19 EM AT 3H
	LDT file (Eulumdat)	PL VAL 600 40W 4000K UGR19 EM AT 3H
	UGR file (UGR table)	PL VAL 600 40W 4000K UGR19 EM AT 3H
	Light distribution curve type cone	PL VAL 600 40W 4000K UGR19 EM AT 3H
	Light distribution curve type polar	PL VAL 600 40W 4000K UGR19 EM AT 3H

LOGISTICAL DATA

Product code	Packaging unit (Pieces/Unit)	Dimensions (length x width x height)	Gross weight	Volume
4058075204164	Folding box 1	646 mm x 48 mm x 737 mm	2815.00 g	22.85 dm ³
4058075204171	Shipping box 4	750 mm x 210 mm x 658 mm	12015.00 g	103.64 dm ³

The mentioned product code describes the smallest quantity unit which can be ordered. One shipping unit can contain one or more single products. When placing an order, for the quantity please enter single or multiples of a shipping unit.

References / Links

- For Guarantee see www.ledvance.com/guarantee

DISCLAIMER

Subject to change without notice. Errors and omission excepted. Always make sure to use the most recent release.